


Description of how MOBA works



Description of operation

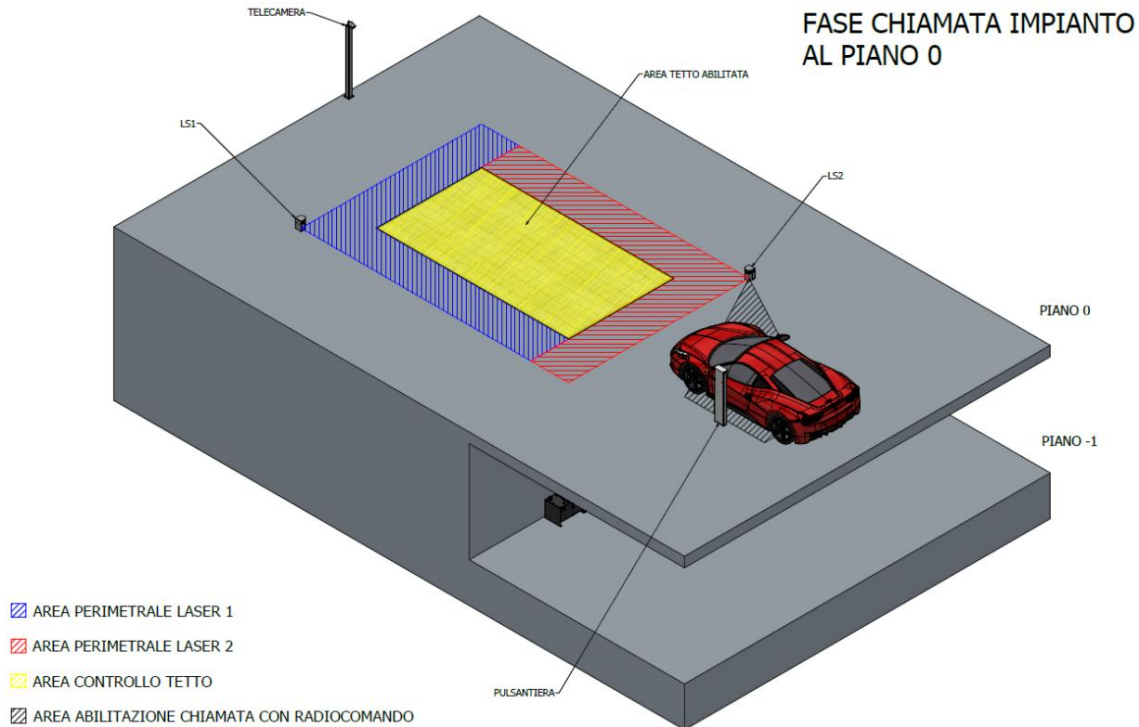
IdealPark classifies this system in the context of a car lift with a roof covering with "man on board" operation, installed exclusively in private contexts with a closed bottom and with open-air installation. The patented peculiarity of this prototype compared to what is present on the market is aimed at the fact that it is the first car lift with man on board in the machinery directive which allows the user to move the system with single impulse control, without maintained action of the maneuver button.

This possibility is given to the user from the following stations:

- external pushbutton panel on the ground floor (authentication with coded key)
- from command on the on-board button panel (authentication with access code)
- from radio command for call to the ground floor (command possible only in a defined area)

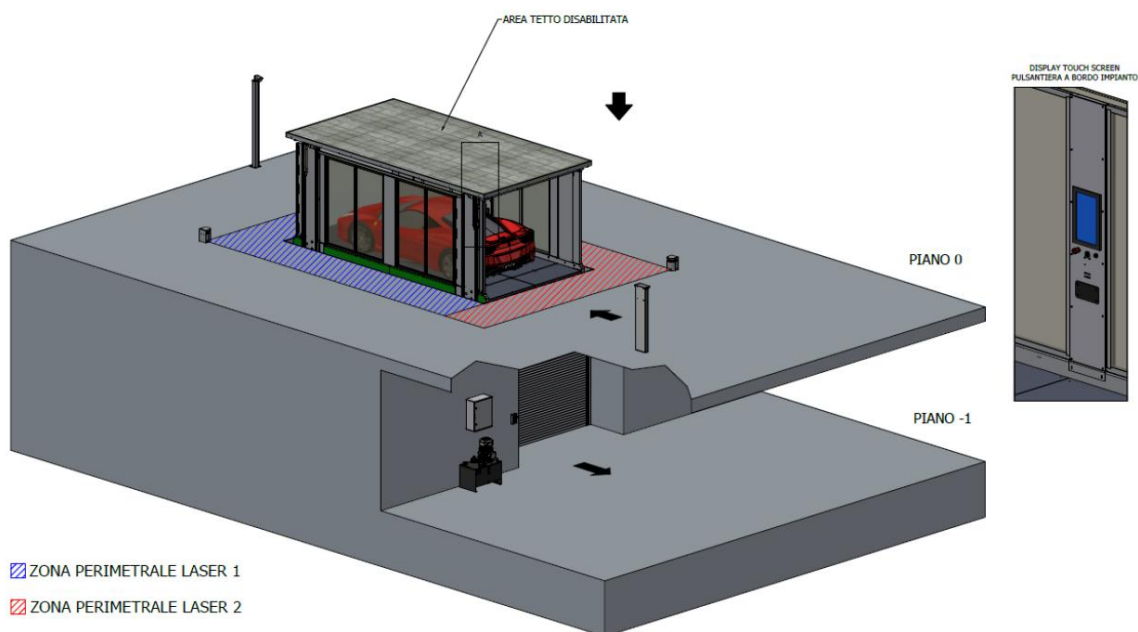
Description of car lift use phases:

- ENTRY: the user arrives at his home, opens the entrance gate to the property (not interfaced with the car lift) and positions himself in front of the car lift, makes the call with a single impulse from the appropriate floor button panel or with the appropriate radio control, the system carries out a check of the perimeter safety devices and if everything is correct, it begins the automatic climbing maneuver, positioning itself on the ground floor ready for the vehicle to enter.



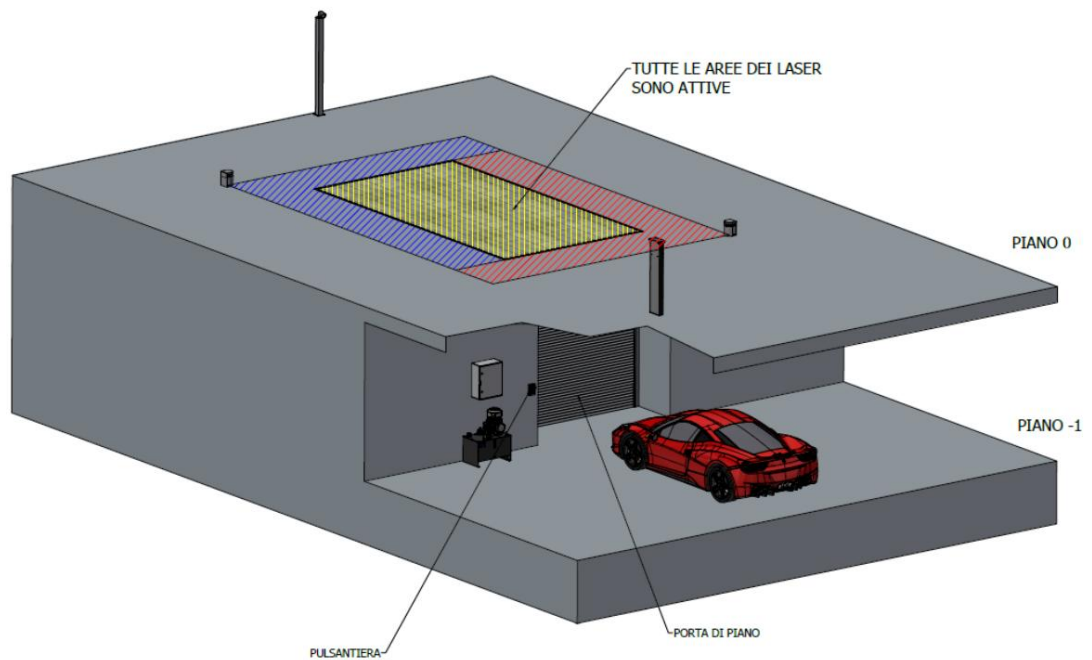
- DESCENT: the user enters the car onto the platform, positioning himself correctly and following the instructions on the on-board display, after the appropriate authentication via access code (to be entered on the on-board display) and pressing the maneuver button, the system begins the automatic descent maneuver to the basement, automatically opening the floor door to access the underground garage.

FASE INGRESSO E DISCESA AL PIANO -1

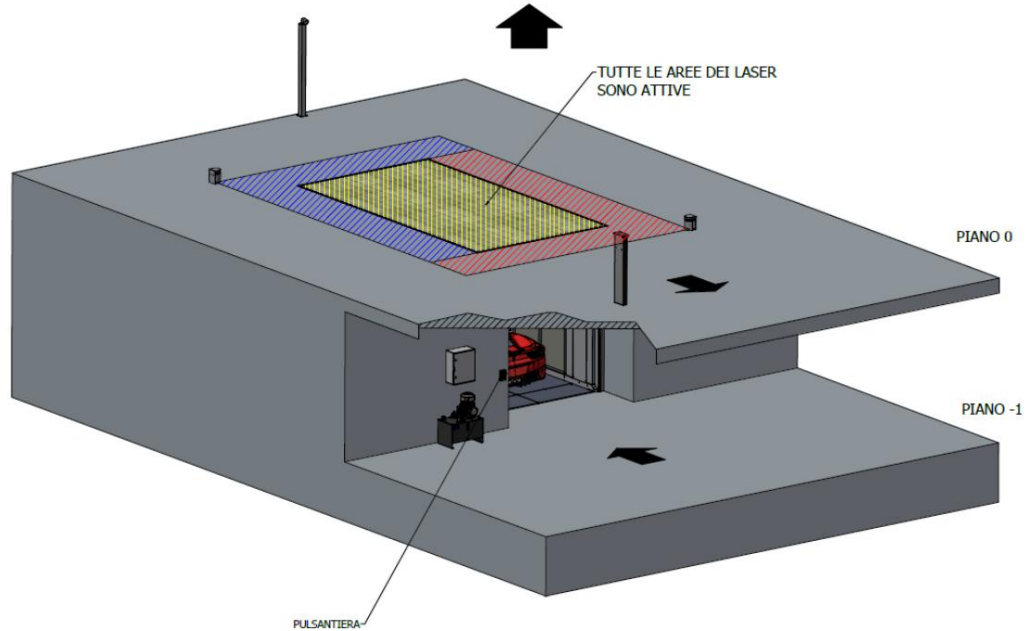


- EXIT: the user opens the garage side floor door from the appropriate pushbutton panel, once that the door is open, enter the car onto the platform, positioning yourself correctly and following the instructions on the on-board display, after the appropriate authentication via access code, command the closing of the landing door from the appropriate button on the display. Once the door is closed the user is asked to check the monitor with a complete view of the ground floor area above, after the appropriate check the user must confirm that the area above is free and proceed with the climbing maneuver by pressing the appropriate button. The control system carries out a further check of the ground floor before being able to proceed with enabling the manoeuvre. If everything is ok, the system begins the ascent maneuver automatically, until it reaches the upper level, ready to exit the platform.

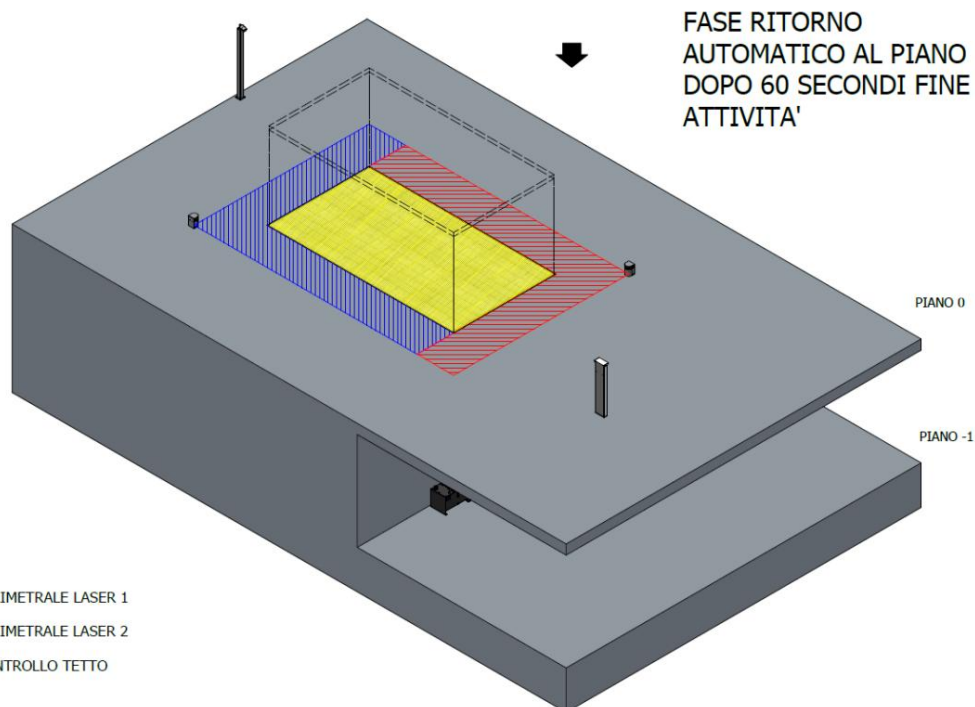
FASE DI USCITA: APERTURA PORTA DI PIANO -1



FASE DI INGRESSO E SALITA AL PIANO 0



- **INACTIVITY:** after the car exits on the upper floor, the system carries out a check of the state of the platform and the perimeter. If every foreseen condition is satisfied, the system carries out a descent maneuver for automatic return to the floor, moving to starting condition, waiting for a new use request.



- ▨ AREA PERIMETRALE LASER 1
- ▨ AREA PERIMETRALE LASER 2
- ▨ AREA CONTROLLO TETTO

Ground floor layout

The MOBA system is created in a private closed-end context, the critical area to be checked is that of the ground floor, given that there are no perimeter fences or parapets, everything is entrusted to an advanced electronic control of the perimeter through the use of laser scanners, validated by a visual inspection and confirmation by the user.

The standard system provides a free area of 120cm on all 4 sides of the car lift, monitored by a perimeter control system. Other configurations with fixed protections according to UNI EN ISO 13857 are permitted, evaluated and confirmed following a dedicated feasibility analysis. The system can only be installed in open-air contexts, other types of installations in entrance halls, garages and similar are not permitted.

Technical notes

- Fixed full-height lateral protections on the edge of the facility
- Full-height infrared barriers for the short entrance/exit sides
- RFID security sensors for closed door signal
- Safety sensors to enable landing door congruent with platform position
- RFID security sensor for reading closed roof
- Linear potentiometer for platform positioning
- Safety PLC with validated software
- Sensitive safety edge for anti-shearing system
- Outdoor laser scanner for perimeter area monitoring
- Video surveillance system on on-board monitor for user confirmation
- Double photocell system on board for car presence reading
- System with dual technology presence detector to detect movements on board
- Authentication system with coded key on the floor and with numeric code on board
- On-board optical-acoustic signals for the user
- Radio call system at +0 enabled with laser area for controlled radio range